


Introductory sub-table (I)(a)

| Name of the Company: Esteem Bio Organic Food Processing Park Limited | | | |
|--|------------------------------|---|--|
| Scrip Code: 534927, Name of the scrip: EBFL, class of security: 534927, EBFL, EQUITY | | | |
| Quarter ended: 31st March, 2014 | | | |
| Partly paid-up shares:- | No. of partly paid-up shares | As a % of total no. of partly paid-up shares | As a % of total no. of shares of the company |
| Held by promoter/promoter group | NIL | NIL | NIL |
| Held by public | NIL | NIL | NIL |
| Total | NIL | NIL | NIL |
| Outstanding convertible securities:- No. of outstanding securities | | | |
| | | As a % of total no. of outstanding convertible securities | As a % of total no. of shares of the company, assuming full conversion of the convertible securities |
| Held by promoter/promoter group | NIL | NIL | NIL |
| Held by public | NIL | NIL | NIL |
| Total | NIL | NIL | NIL |
| Warrants:- | | | |
| | | As a % of total no. of warrants | As a % of total no. of shares of the company, assuming full conversion of warrants |
| Held by promoter/promoter group | NIL | NIL | NIL |
| Held by public | NIL | NIL | NIL |
| Total | NIL | NIL | NIL |
| Total paid-up capital of the company, assuming full conversion of warrants and convertible securities | 149180000 | | 100 |



Statement Showing Shareholding Pattern

| Category code | Category of Shareholder | Number of Shareholders | Table (I)(a) | | | | Shares Pledged or otherwise encumbered | | |
|---------------|--|------------------------|------------------------|--|--|------------------|--|------------------------|--|
| | | | Total number of shares | Number of shares held in dematerialized form | Total shareholding as a percentage of total number of shares | Number of shares | As a percentage of (A+B+C) | As a percentage | |
| (I) | (II) | (III) | (IV) | (V) | (VI) | (VII) | (VIII) | (IX)=[(VIII)/(IV)*100] | |
| (A) | Shareholding of Promoter and Promoter Group² | | | | | | | | |
| 1 | Indian | | | | | | | | |
| (a) | Individuals/Hindu Undivided Family | 2 | 3069600 | 3069600 | 20.58 | 20.58 | 0 | 0 | |
| (b) | Central Government/ State Government(s) | 0 | 0 | 0 | 0.00 | 0.00 | 0 | 0.00 | |
| (c) | Bodies Corporate | 0 | 0 | 0 | 0.00 | 0.00 | 0 | 0.00 | |
| (d) | Financial Institutions/ Banks | 0 | 0 | 0 | 0.00 | 0.00 | 0 | 0.00 | |
| (e) | Any Others(Specify) | 0 | 0 | 0 | 0.00 | 0.00 | 0 | 0.00 | |
| | Sub Total(A)(1) | 2 | 3069600 | 3069600 | 20.58 | 20.58 | 0 | 0.00 | |
| 2 | Foreign | | | | | | | | |
| a | Individuals (Non-Residents Individuals/ Foreign Individuals) | 0 | 0 | 0 | 0.00 | 0.00 | 0 | 0.00 | |
| b | Bodies Corporate | 0 | 0 | 0 | 0.00 | 0.00 | 0 | 0.00 | |
| c | Institutions | 0 | 0 | 0 | 0.00 | 0.00 | 0 | 0.00 | |
| d | Any Others(Specify) | 0 | 0 | 0 | 0.00 | 0.00 | 0 | 0.00 | |
| | Sub Total(A)(2) | 0 | 0 | 0 | 0.00 | 0.00 | 0.00 | 0.00 | |
| | Total Shareholding of Promoter and | 2 | 3069600 | 3069600 | 20.58 | 20.58 | 0.00 | 0.00 | |
| (B) | Public shareholding | | | | | | | | |
| 1 | Institutions | | | | | | | | |
| (a) | Mutual Funds/UTI | 0 | 0 | 0 | 0.00 | 0.00 | 0.00 | 0.00 | |

Date: 17/12/2024

| | | | | | | | | | |
|------------|---|------------|-----------------|-----------------|---------------|---------------|-------------|-------------|-------------|
| (b) | Financial Institutions / Banks | 1 | 10000 | 10000 | 0.07 | 0.07 | 0.00 | 0.00 | 0.00 |
| (c) | Central Government/ State Government(s) | 0 | 0 | 0 | 0.00 | 0.00 | 0.00 | 0.00 | 0.00 |
| (d) | Venture Capital Funds | 0 | 0 | 0 | 0.00 | 0.00 | 0.00 | 0.00 | 0.00 |
| (e) | Insurance Companies | 0 | 0 | 0 | 0.00 | 0.00 | 0.00 | 0.00 | 0.00 |
| (f) | Foreign Institutional Investors | 0 | 0 | 0 | 0.00 | 0.00 | 0.00 | 0.00 | 0.00 |
| (g) | Foreign Venture Capital Investors | 0 | 0 | 0 | 0.00 | 0.00 | 0.00 | 0.00 | 0.00 |
| (h) | Any Other (specify) | 0 | 0 | 0 | 0.00 | 0.00 | 0.00 | 0.00 | 0.00 |
| | Sub-Total (B)(I) | 1 | 10000 | 10000 | 0.07 | 0.07 | 0.00 | 0.00 | 0.00 |
| B 2 | Non-institutions | | | | | | | | |
| (a) | Bodies Corporate | 63 | 3523000 | 3202600 | 23.62 | 23.62 | 0.00 | 0.00 | 0.00 |
| (b) | Individuals | | | | | | | | |
| | Individuals -i. Individual shareholders holding nominal share capital up to Rs 1 lakh | 191 | 1028400 | 1017600 | 6.89 | 6.89 | 0.00 | 0.00 | 0.00 |
| | ii. Individual shareholders holding nominal share capital in excess of Rs. 1 lakh. | 140 | 7287000 | 6112000 | 48.85 | 48.85 | 0.00 | 0.00 | 0.00 |
| (c) | Any Other (specify) | 0 | 0 | 0 | 0.00 | 0.00 | 0.00 | 0.00 | 0.00 |
| | Sub-Total (B)(2) | 394 | 11838400 | 10332200 | 79.36 | 79.36 | 0.00 | 0.00 | 0.00 |
| (B) | Total Public Shareholding (B)= (B)(1)+(B)(2) | 395 | 11848400 | 10342200 | 79.42 | 79.42 | 0.00 | 0.00 | 0.00 |
| | TOTAL (A)+(B) | 397 | 14918000 | 13411800 | 100.00 | 100.00 | 0.00 | 0.00 | 0.00 |
| (C) | Shares held by Custodians and against which Depository Receipts have been issued | | | | | | | | |
| 1 | Promoter and Promoter Group | 0 | 0 | 0 | 0 | 0 | 0 | 0 | 0 |
| 2 | Public | 0 | 0 | 0 | 0 | 0 | 0 | 0 | 0 |
| | Sub-Total (C) | 0 | 0 | 0 | 0 | 0 | 0 | 0 | 0 |
| | GRAND TOTAL (A)+(B)+(C) | 397 | 14918000 | 13411800 | 100.00 | 100.00 | 0 | 0 | 0.00 |

[Handwritten Signature]

(1)(b) Statement showing holding of securities (including shares, warrants, convertible securities) of persons belonging to the category "Promoter and Promoter Group"

| Sr. | Name of the shareholder | Details of Shares held | | Encumbered shares (*) | | | Details of warrants | | Details of convertible securities | | Total shares (including underlying shares assuming full conversion of warrants and convertible securities) as a % of diluted share capital |
|--------------|-------------------------|------------------------|-----------------------------------|-----------------------|------------------------|--|-------------------------|---|---------------------------------------|---|--|
| | | Number of shares held | As a % of grand total (A)+(B)+(C) | No. | As a percentage | As a % of grand total (A)+(B)+(C) of sub-clause (1)(a) | Number of warrants held | As a % total number of warrants of the same class | Number of convertible securities held | As a % total number of convertible securities of the same class | |
| | | (III) | (IV) | (V) | (VI) = (V)/(III) * 100 | (VII) | (VIII) | (IX) | (X) | (XI) | |
| 1 | Amar Singh Bisht | 88000 | 0.59 | 0 | 0 | 0 | 0 | 0 | 0 | 0 | 0.59 |
| 2 | Brij Kishore Sabharwal | 29,81,600 | 19.99 | 0 | 0 | 0 | 0 | 0 | 0 | 0 | 19.99 |
| TOTAL | | 3069600 | 20.58 | 0 | 0.00 | 0.00 | 0 | 0.00 | 0 | 0.00 | 20.58 |

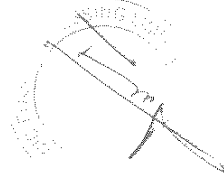
(*) The term "encumbrance" has the same meaning as assigned to it in regulation 28(3) of the SAST Regulations, 2011

(D)(c)(i) Statement showing holding of securities (including shares, warrants, convertible securities) of persons belonging to the category "Public" and holding more than 1% of the total number of shares

| Sr. No. | Name of the shareholder | Number of shares held | Shares as a percentage of total number of shares (i.e., Grand Total (A)+(B)+(C) indicated in Statement at para (D)(a) above) | Details of warrants | | | Details of convertible securities | | Total shares (including underlying shares assuming full conversion of warrants and convertible securities) as a % of diluted share capital |
|--------------|---------------------------------------|-----------------------|--|-------------------------|---|---------------------------------------|--|--------------|--|
| | | | | Number of warrants held | As a % total number of warrants of the same class | Number of convertible securities held | % w.r.t total number of convertible securities of the same class | | |
| 1 | SUDARSHAN VERMA | 200000 | | | 0 | | 0 | 1.34 | |
| 2 | SANJEEV VERMA | 200000 | | | 0 | | 0 | 1.34 | |
| 3 | ANISH AGGARWAL | 280000 | | | 0 | | 0 | 1.88 | |
| 4 | SCRIPS PVT LTD S S | 520000 | | | 0 | | 0 | 2.15 | |
| 5 | ASHVIN VERMA | 421200 | | | 0 | | 0 | 2.82 | |
| 6 | ACCURATE BUILDWELL PRIVATE LIMITED | 305860 | | | 0 | | 0 | 2.05 | |
| 7 | SANJAY SACHDEVA | 162800 | | | 0 | | 0 | 1.09 | |
| 8 | DSE FINANCIAL SERVICES LTD. | 192000 | | | 0 | | 0 | 1.29 | |
| 9 | R K STOCK HOLDING PVT. LTD | 531600 | | | 0 | | 0 | 3.56 | |
| 10 | MITHUN SECURITIES PRIVATE LIMITED | 168000 | | | 0 | | 0 | 1.13 | |
| 11 | NARAYAN SECURITIES LTD | 159600 | | | 0 | | 0 | 1.07 | |
| 12 | GOLDY GUPTA | 200000 | | | 0 | | 0 | 1.34 | |
| 13 | INTEGRATED MASTER SECURITIES (P) LTD. | 453740 | | | 0 | | 0 | 3.04 | |
| 14 | VIKAS MALU | 270000 | | | 0 | | 0 | 1.81 | |
| 15 | PRATEEK NAGPAL | 200000 | | | 0 | | 0 | 1.34 | |
| 16 | ABHEEK NAGPAL | 200000 | | | 0 | | 0 | 1.34 | |
| 17 | ATMA RAM | 204000 | | | 0 | | 0 | 1.37 | |
| 18 | HIRA LAL KHATRI | 182400 | | | 0 | | 0 | 1.22 | |
| TOTAL | | 4651200 | | | 0 | | 0 | 31.18 | |

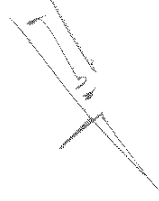
(D)(c)(ii) Statement showing holding of securities (including shares, warrants, convertible securities) of persons (together with PAC) belonging to the category "Public" and holding more than 5% of the total number of shares of the company

| Sr. No. | Name(s) of the shareholder(s) and the Persons Acting in Concert (PAC) with them | Number of shares | Shares as a percentage of total number of shares {i.e., Grand Total (A)+(B)+(C) indicated in Statement at para (1)(a) above} | Details of warrants | | Details of convertible securities | | Total shares (including underlying shares assuming full conversion of warrants and convertible securities) as a % of diluted share capital |
|--------------|---|------------------|--|---------------------|---|---------------------------------------|--|--|
| | | | | Number of warrants | As a % total number of warrants of the same class | Number of convertible securities held | % w.r.t total number of convertible securities of the same class | |
| 1 | NIL | 0 | 0 | 0 | 0 | 0 | 0 | 0 |
| TOTAL | | 0 | | 0 | 0 | 0 | 0 | 0 |



(D)(d) Statement showing details of locked-in shares

| Sr. No. | Name of the shareholder | Number of locked-in shares | Locked-in shares as a percentage of total number of shares (i.e., Grand Total (A)+(B)+(C) indicated in Statement at para (I)(a) above) |
|--------------|-------------------------|----------------------------|--|
| 1 | Amar Singh Bisht | 88000 | 0.59 |
| 2 | Brij Kishore Sabharwal | 2981600 | 19.99 |
| TOTAL | | 3069600 | 20.58 |



(II)(a) Statement showing details of Depository Receipts (DRs)

| Sr. No. | Type of outstanding DR (ADRs, GDRs, SDRs, etc.) | Number of outstanding DRs | Number of shares underlying outstanding DRs | Shares underlying outstanding DRs as a percentage of total number of shares (i.e., Grand Total (A)+(B)+(C) indicated in Statement at para (I)(a) above) |
|--------------|--|------------------------------|--|--|
| 1 | NIL | | | 0.00 |
| | | | | |
| | | | | |
| TOTAL | | 0 | 0 | 0.00 |

24/11/2016

